

# QuMax XR All In

P/N: AXRA

**INTEGRATED OUTDOOR MULTI BAND eXtra Range LTE DIRECTIONAL ANTENNA + Wi-Fi DUAL BAND 2.4 & 5 GHz OMNI ANTENNA + BLUETOOTH ANTENNA + GPS ANTENNA + PLACE TO INSTALL Teltonika RUT240/950/955/X09/X11 (All-in-one)**

QuMAX eXtra Range All In offers the most powerful directional LTE antenna of all QuWireless antennas. It is dedicated to connections with long distance to base station. It also has embedded Wi-Fi dual band 2.4 & 5 GHz omni antennas, GPS antenna and Bluetooth antenna. It is designed to have Teltonika RUT240/950/955/X09/X11 router installed inside IP67 enclosure. It is the first choice for fixed installations in industrial environment.



VERSION 1.01

## OUTDOOR

Use Teltonika router wherever you want

## ANTENNA

Maximize your signal with QuWireless antennas

## SOLUTION

Plug Teltonika router and you are good to go

## LTE SPECIFICATION

FREQUENCY	0.694-0.96 GHz 1.7 - 2.2 GHz 2.2 - 2.7 GHz
SUPPORTED LTE/5G BANDS	1, 2, 3, 4, 5, 6, 7, 8, 9, 10, 12, 13, 14, 17, 18, 19, 20, 23, 25, 26, 27, 28, 29, 30, 33, 34, 35, 36, 37, 38, 39, 40, 41, 44, 53, 59, 62, 65, 66, 67, 68, 69, 85, n80, n81, n82, n83, n84, n86, n89, n90, n95
GAIN	0.694 - 0.96 GHz : 7 dBi 1.7 - 2.2 GHz : 7 dBi 2.2 - 2.7 GHz : 7 dBi
VSWR	<1.70, max <2.00
BEAMWIDTH	70°/70° +/- 15°
POLARIZATION	Dual polarized X-Pol
IMPEDANCE	50 Ω

## WI-FI SPECIFICATION

FREQUENCY	2.40-2.50 GHz 4.70 - 6.00 GHz
GAIN	2.40 - 2.50 GHz : 6 dBi 4.70 - 6.00 GHz : 7 dBi
VSWR	<1.70, max <2.00
BEAMWIDTH	360°/25° +/- 5°
POLARIZATION	Vertical
IMPEDANCE	50 Ω

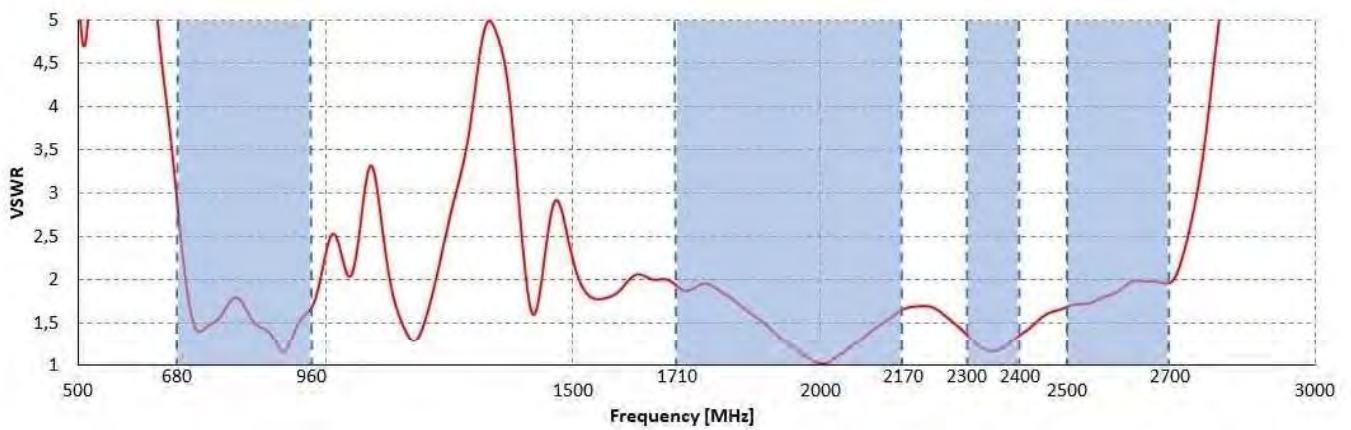
## BLUETOOTH SPECIFICATION

FREQUENCY	2.40-2.50 GHz
GAIN	3 dBi
VSWR	<1.70, max <2.00
BEAMWIDTH	360°/25° +/- 5°
POLARIZATION	Vertical
IMPEDANCE	50 Ω

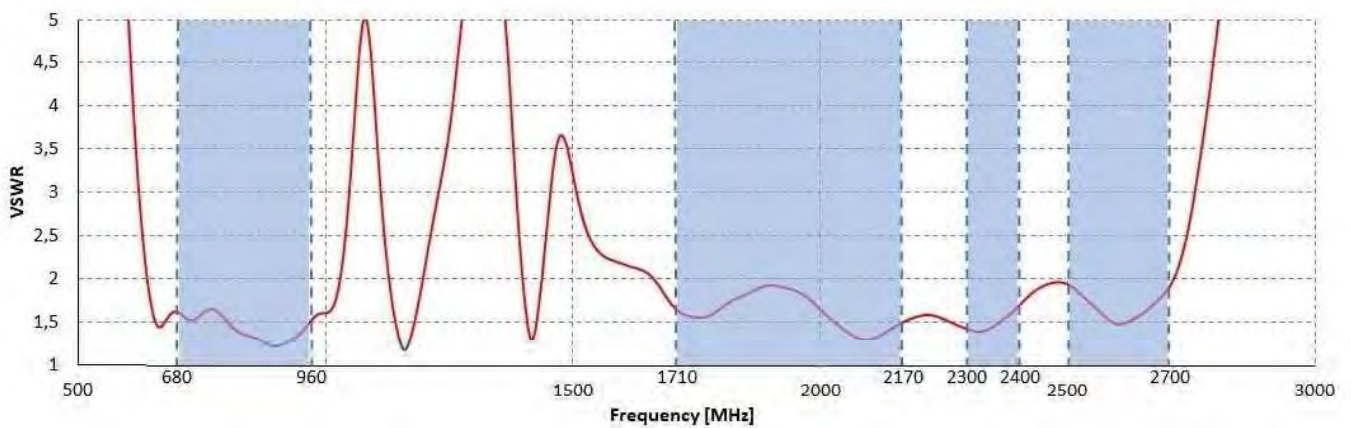
## MECHANICAL SPECIFICATION

MATERIALS	ABS, aluminum, PTFE, FR4, Fiberglass
INGRESS PROTECTION	IP67
CONNECTOR TYPE	RJ45 + 2x Nf
DIMENSIONS	392 x 392 x 99 mm 15.43 x 15.43 x 3.90 inch
WEIGHT	3.7 kg 8.16 lbs
OPERATING TEMPERATURE	From -40°C to 75°C From -40°F to 167°F

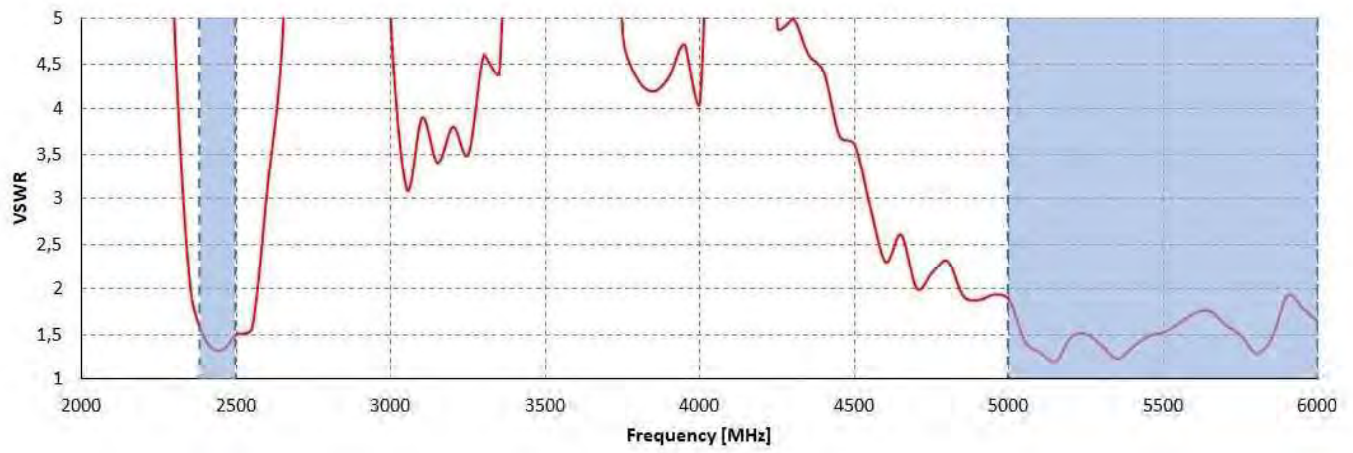
## VSWR PORT 1 for LTE antenna



## VSWR PORT 2 for LTE antenna

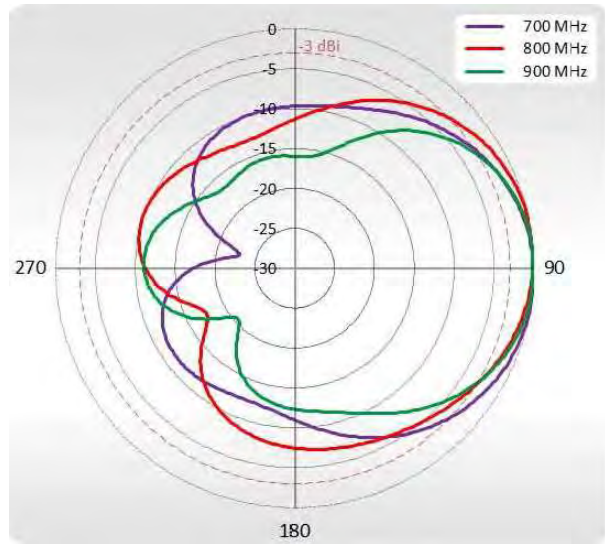


## VSWR for Wi-Fi antenna

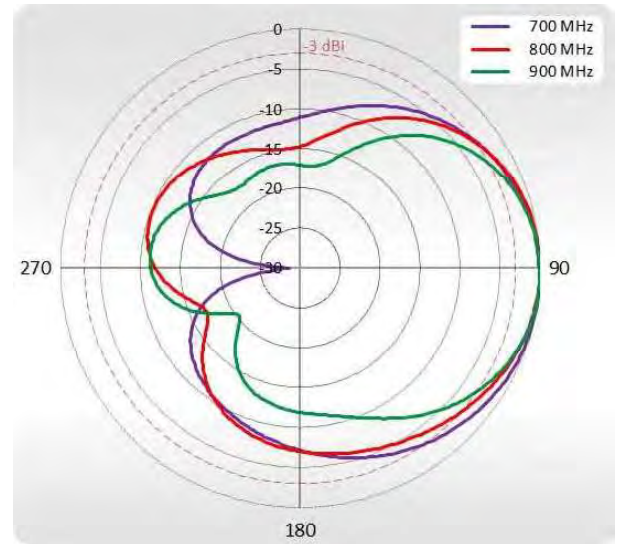


## PLOTS

Port 1 700-900 MHz Azimuth

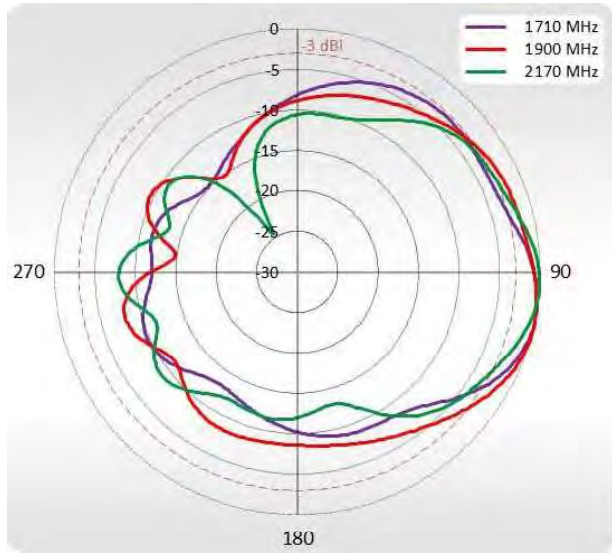


Port 1 700-900 MHz Elevation

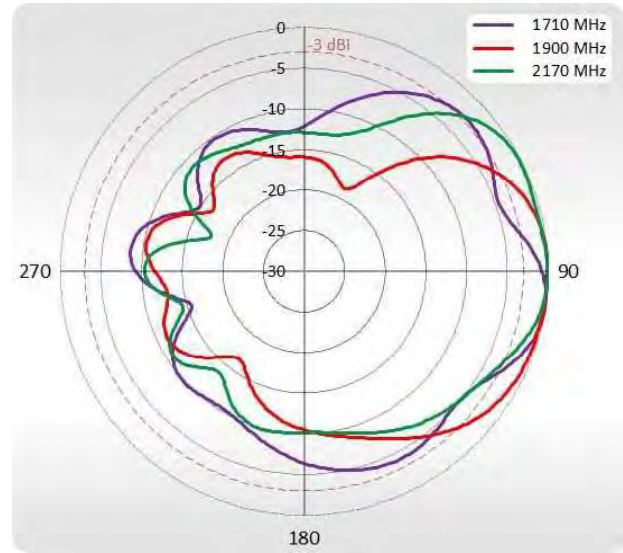




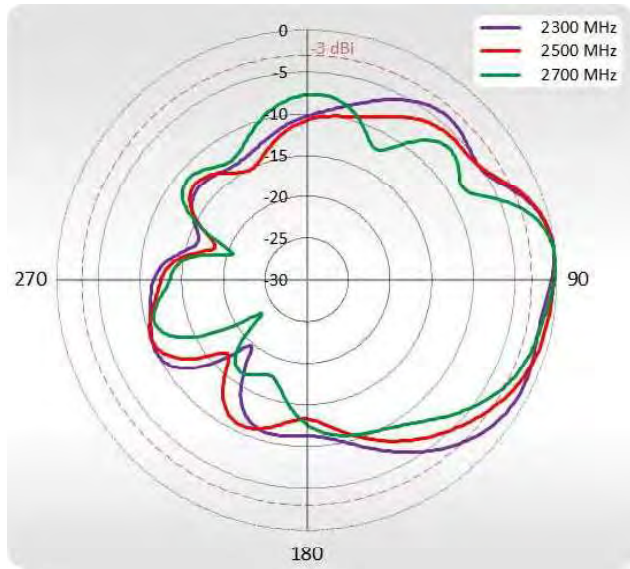
Port 1 1710-2170 MHz Azimuth



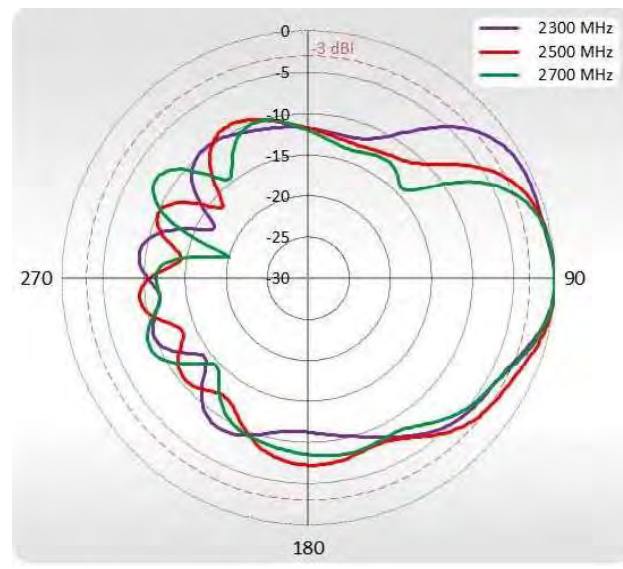
Port 1 1710-2170 MHz Elevation



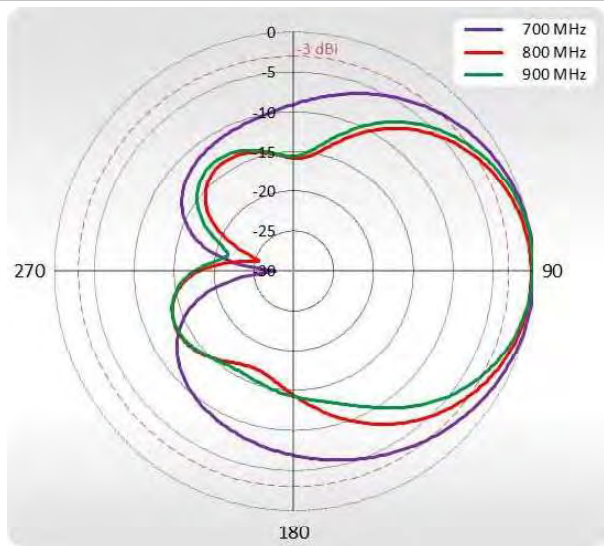
Port 1 2300-2700 MHz Azimuth



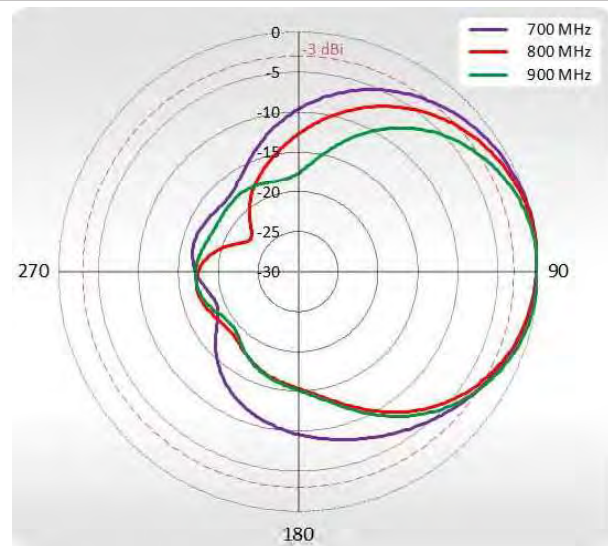
Port 1 2300-2700 MHz Elevation



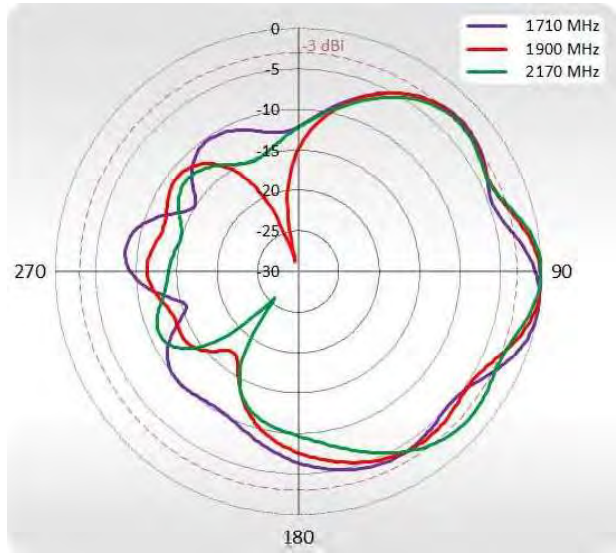
Port 2 700-900 MHz Azimuth



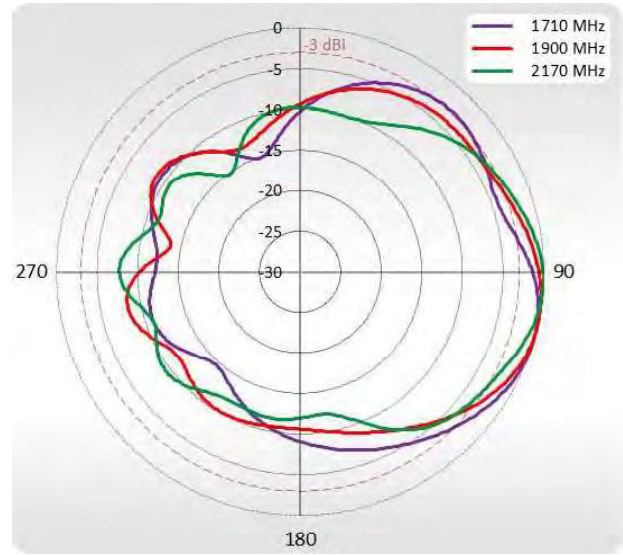
Port 2 700-900 MHz Elevation



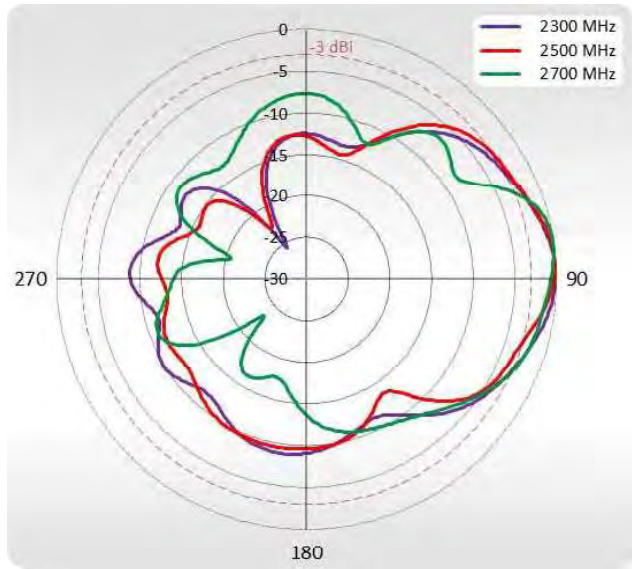
Port 2 1710-2170 MHz Azimuth



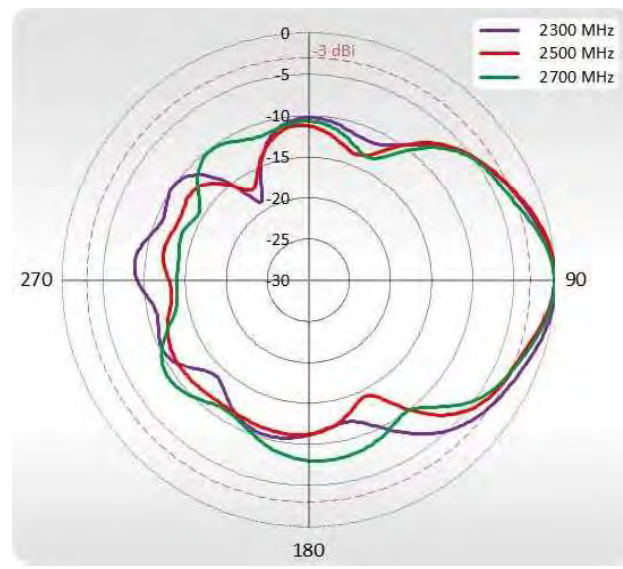
Port 2 1710-2170 MHz Elevation



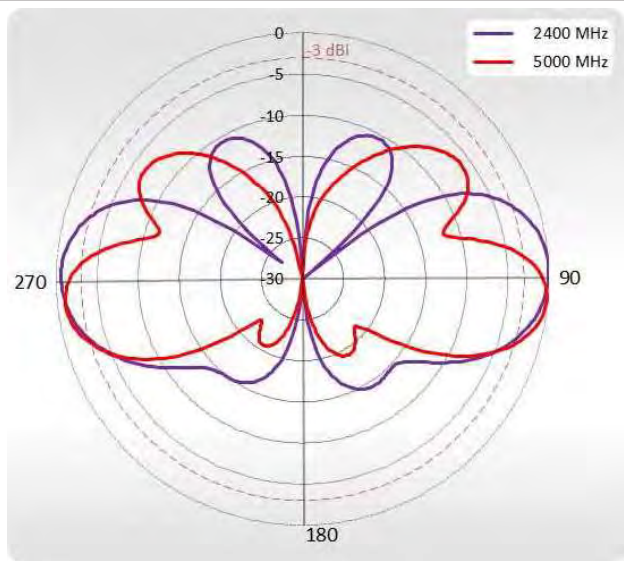
Port 2 2300-2700 MHz Azimuth



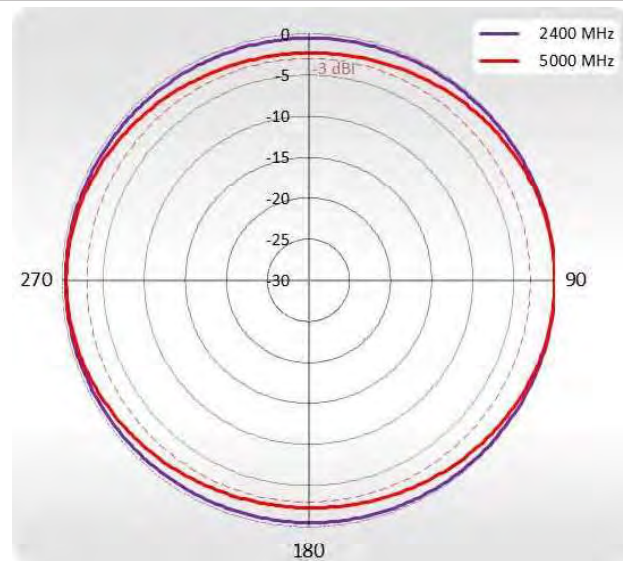
Port 2 2300-2700 MHz Elevation



Wi-Fi Azimuth

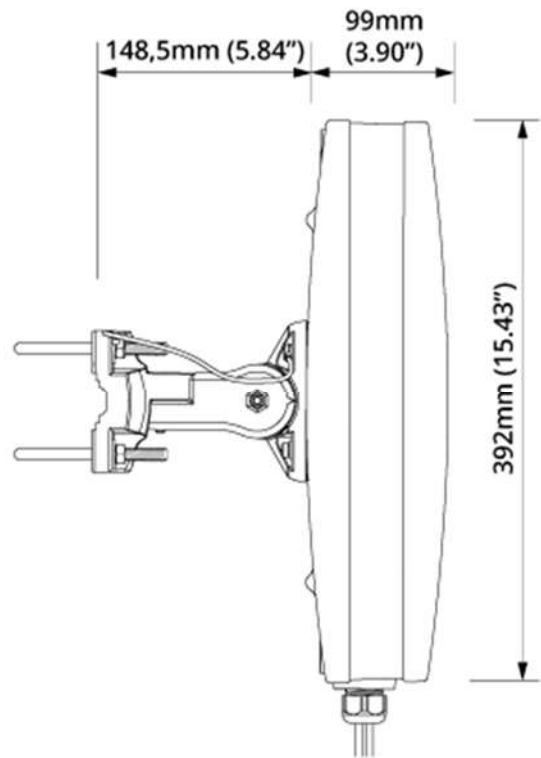


Wi-Fi Elevation





## DIMENSIONS



Damit Ihre Kommunikation steht

### Vertriebspartner Schweiz:

Celphone Schweiz AG  
Obere Geerenstrasse 12  
CH-8044 Zürich-Gockhausen

Büro +41 43 355 24 00  
Fax +41 43 355 24 09  
E-Mail [info@celphone.com](mailto:info@celphone.com)  
[www.celphone.com](http://www.celphone.com)