

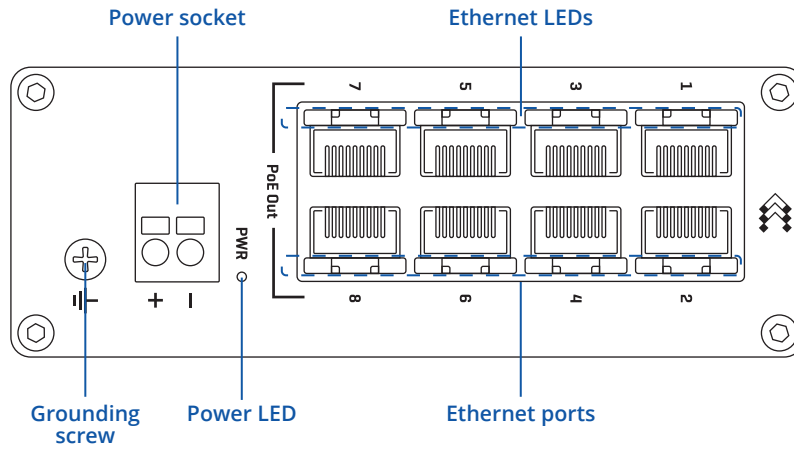


TSW040

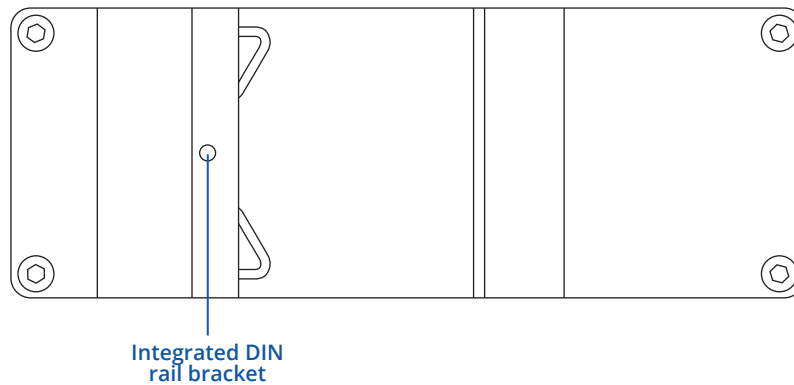


HARDWARE

FRONT VIEW

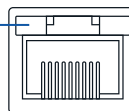


BACK VIEW

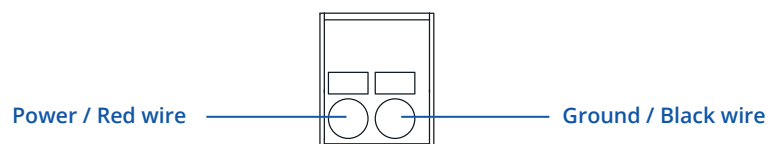


RJ45 LED MEANING

Orange LED on: link established
10/100 Mbps
Orange LED blinking: active connection



POWER SOCKET PINOUT



FEATURES

ETHERNET

Ethernet	8 x ETH ports, 10/100 Mbps, supports auto MDI/MDIX crossover
IEEE 802.3 series standards	802.3i, 802.3u, 802.3ab, 802.3x, 802.3az

POE OUT

PoE ports	Port 1 - 8
PoE standards	802.3af and 802.3at compliant PSE ports, over spare pairs - Mode B
PoE Max Power per Port (at PSE)	30 W
Total PoE Power Budget (at PSE)	240 W

PERFORMANCE SPECIFICATIONS

Bandwidth (Non-blocking)	20 Gbps
Packer buffer	128 KB
MAC address table size	2K entries
Jumbo frame support	9216 bytes

POWER

Connector	2-pin industrial DC power socket
Input voltage range	7 - 57 VDC, overvoltage protection: 60Vmax, reverse polarity protection: 80Vmax, surge protection: min 64.4V/max 71.2V breakdown voltage, 93.6V maximum reverse voltage @4.3A maximum reverse surge current, 1- Vin, 2-PGND
PoE-out input voltage range	44 - 57 VDC
Power consumption	Idle: 1 W / Max: 2 W / PoE Max: 246 W

PHYSICAL INTERFACES

Ethernet	8 x RJ45 ports, 10/100 Mbps
Status LEDs	1 x Power LED, 16 x ETH status LEDs
Power	1 x 2-pin industrial DC power socket
Other	1 x Grounding screw

PHYSICAL SPECIFICATION

Casing material	Anodized aluminum housing and panels
Dimensions (W x H x D)	113.1 x 41.2 x 74.6 mm
Mounting options	Integrated DIN rail bracket, wall mount, flat surface (additional kit needed)
Weight	280 g

OPERATING ENVIRONMENT

Operating temperature	-40 °C to 75 °C
Operating humidity	10% to 90% non-condensing
Ingress Protection Rating	IP30

STANDARD PACKAGE*

- TSW040
- QSG (Quick Start Guide)
- Packaging box



* Standard package contents may differ based on standard order codes.

CLASSIFICATION CODES

HS Code: 851762

HTS: 8517.62.00

For more information on all available packaging options – please contact us directly.

AVAILABLE VERSIONS

HARDWARE VERSION	SUPPORTED FREQUENCIES	STANDARD ORDER CODE / PACKAGE CONTAINS
TSW040 *****	N/A	TSW040000000 / Standard package without PSU

TSW040 SPATIAL MEASUREMENTS

MAIN MEASUREMENTS

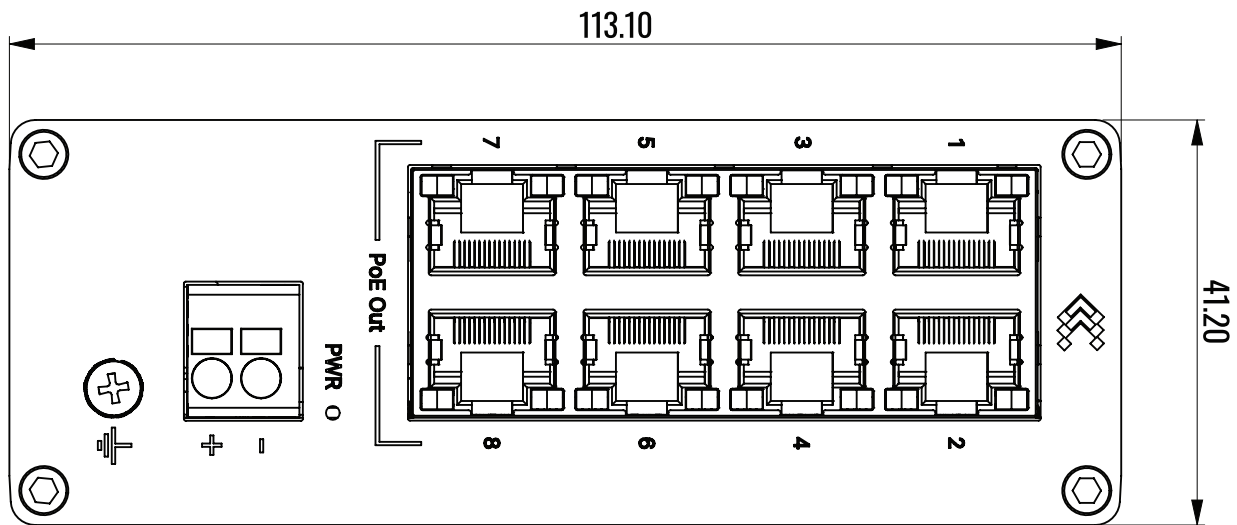
W x H x D dimensions for TSW040:

Device housing*:	113.1 x 41.2 x 74.6 mm
Box:	118.5 x 45.7 x 79.5 mm

*Housing measurements are presented without screws; for measurements of other device elements look to the sections below.

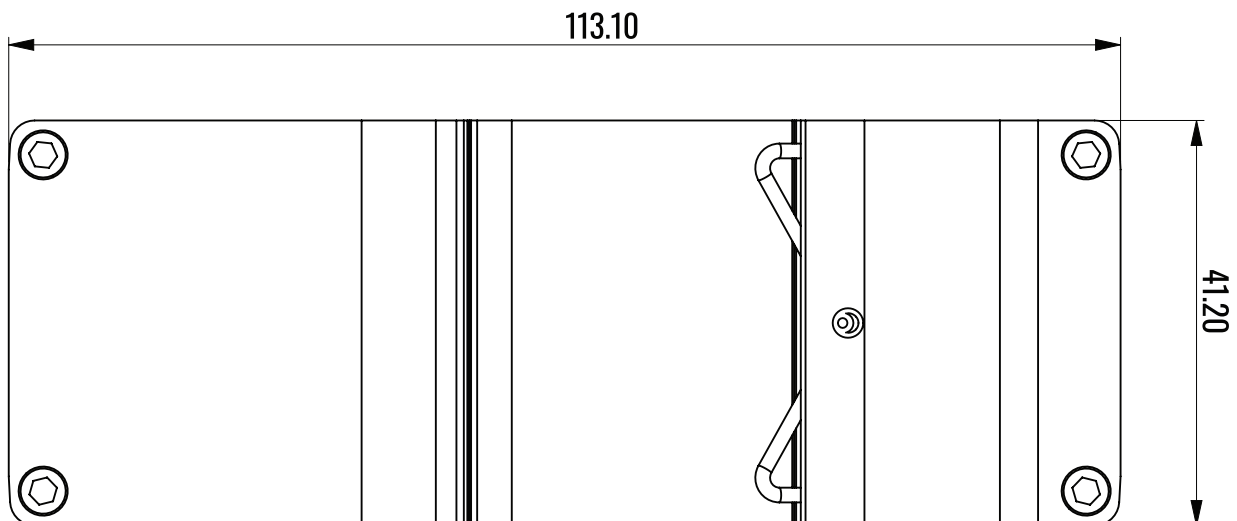
FRONT VIEW

The figure below depicts the measurements of TSW040 and its components as seen from front view:



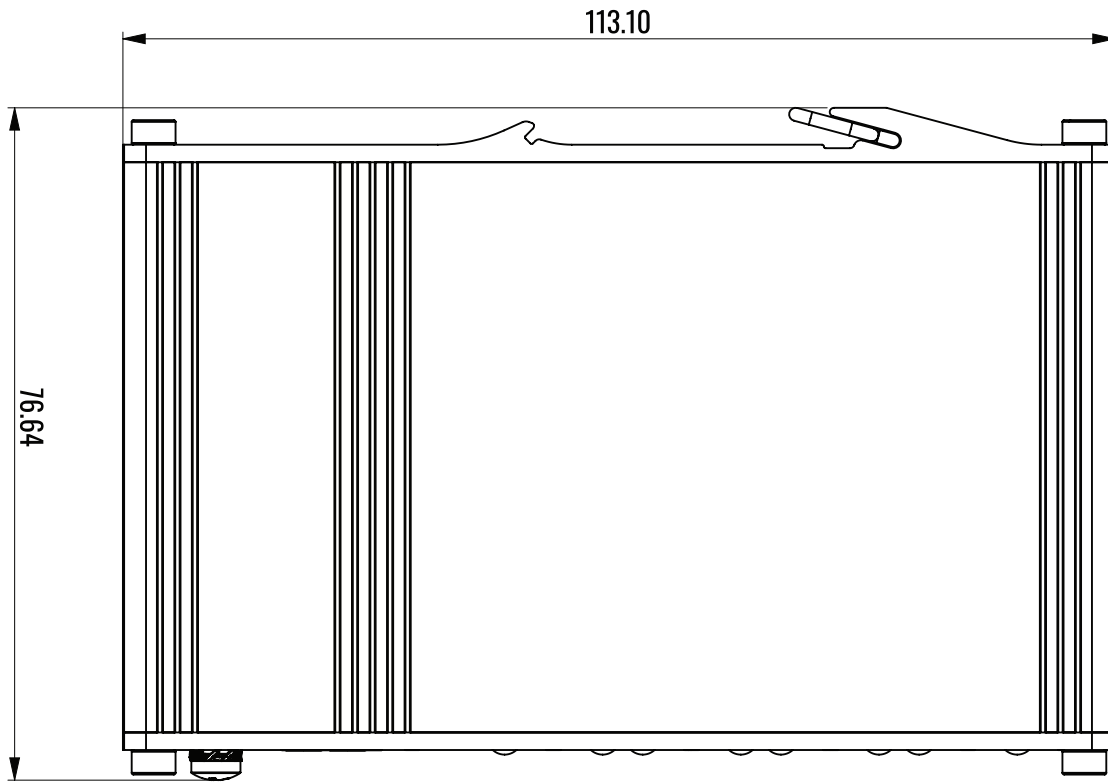
REAR VIEW

The figure below depicts the measurements of TSW040 and its components as seen from the rear view:



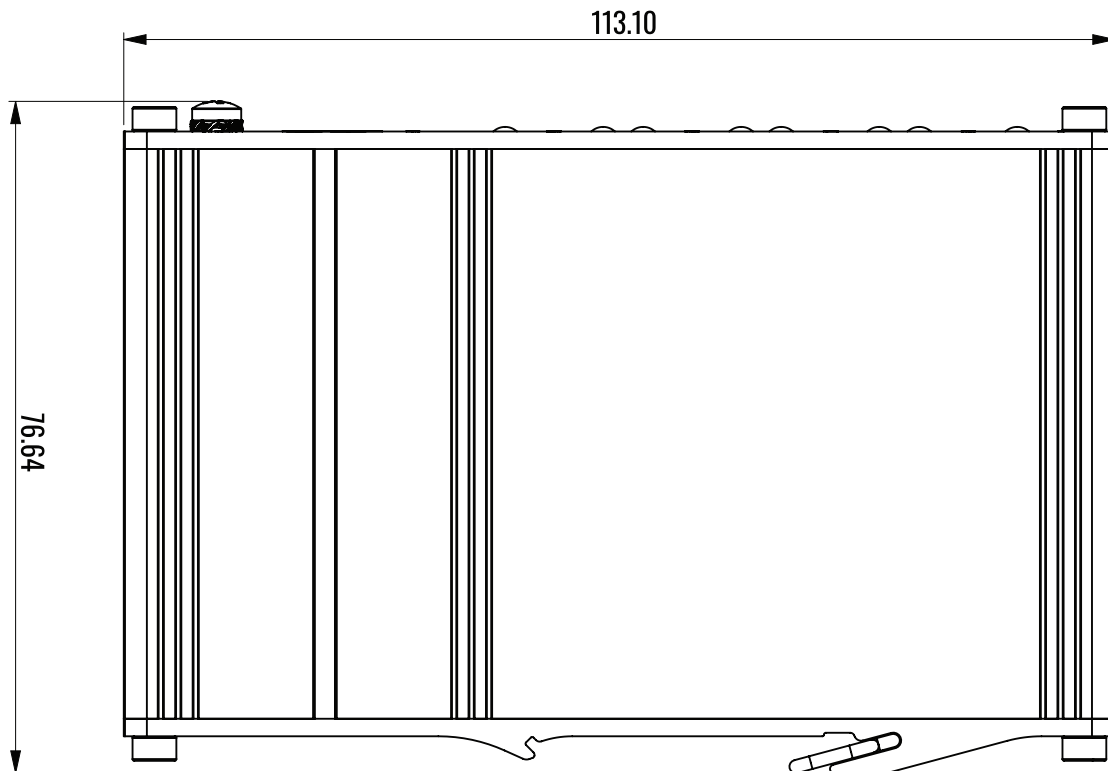
LEFT VIEW

The figure below depicts the measurements of TSW040 and its components as seen from the left panel side:



RIGHT VIEW

The figure below depicts the measurements of TSW040 and its components as seen from the right panel side:



MOUNTING SPACE REQUIREMENTS

The figure below depicts an approximation of the device's dimensions when cables are attached:

