

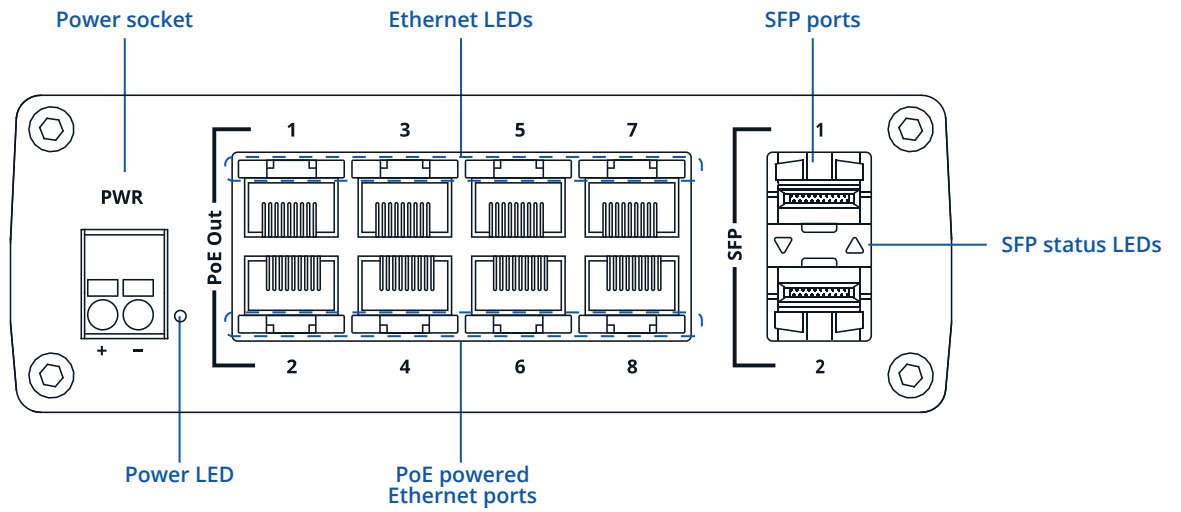


# TSW200

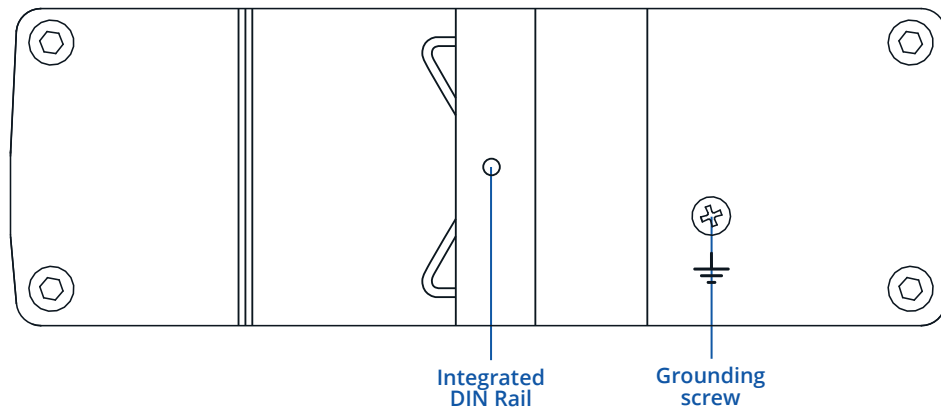


# HARDWARE

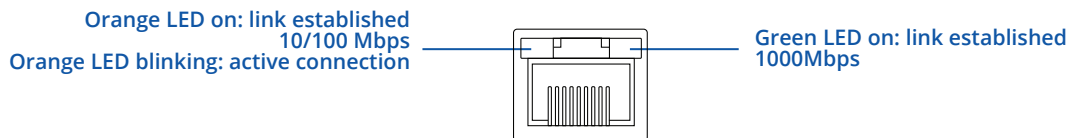
## FRONT VIEW



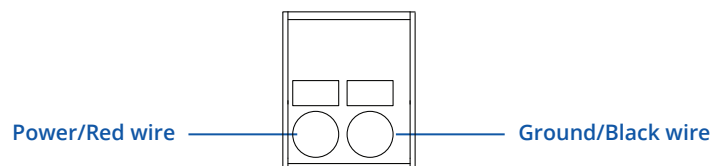
## BACK VIEW



## RJ45 LED MEANING



## POWER SOCKET PINOUT



## FEATURES

### ETHERNET

LAN	8 x ETH ports, 10/100/1000 Mbps, supports auto MDI/MDIX crossover
Fiber	2 x SFP ports
IEEE 802.3 series standards	802.3i, 802.3u, 802.3ab, 802.3x, 802.3az

### POE

PoE ports	Port 1 - 8
PoE standards	802.3af and 802.3at Alternative B
PoE Max Power per Port (at PSE)	30 W
Total PoE Power Budget (at PSE)	240 W

### PERFORMANCE SPECIFICATIONS

Bandwidth (Non-blocking)	20 Gbps
Packer buffer	128 KB
MAC address table size	2K entries
Jumbo frame support	9216 bytes

### POWER

Connector	2-pin industrial DC power socket
Input voltage range	7 - 57 VDC
PoE-out input voltage range	44 - 57 VDC
Power consumption	Idle: 1.81 W / Max: 5.5 W / PoE Max: 245.5 W

### PHYSICAL INTERFACES

Ethernet	8 x RJ45 ports, 10/100/1000 Mbps
Fiber	2 x SFP ports
Status LEDs	1 x Power LED, 16 x LAN status LEDs 2 x SFP status LEDs
Power	1 x 2-pin industrial DC power socket
Other	1 x Grounding screw

### PHYSICAL SPECIFICATION

Casing material	Full aluminum housing
Dimensions (W x H x D)	132 x 44.2 x 95.1 mm
Weight	517 g
Mounting options	Integrated DIN rail bracket, wall mount, flat surface (additional kit needed)

### OPERATING ENVIRONMENT

Operating temperature	-40 °C to 75 °C
Operating humidity	10% to 90% non-condensing
Ingress Protection Rating	IP30

### REGULATORY & TYPE APPROVALS

Regulatory	CE, UKCA, CITC, ANRT, FCC, IC, CB
------------	-----------------------------------

**EMC EMISSIONS & IMMUNITY**


---

Standards	EN 55032:2015 + A1:2020 EN 55035:2017 + A11:2020 EN IEC 61000-3-2:2019 + A1:2021 EN 61000-3-3:2013 + A1:2019
ESD	EN 61000-4-2:2009
Radiated Immunity	EN IEC 61000-4-3:2020
EFT	EN 61000-4-4:2012
Surge Immunity (AC Mains Power Port)	EN 61000-4-5:2014 + A1:2017
CS	EN 61000-4-6:2014
DIP	EN IEC 61000-4-11:2020

**SAFETY**


---

Standards	IEC 62368-1:2018 EN IEC 62368-1:2020+A11:2020
-----------	--

## STANDARD PACKAGE\*

- TSW200
- QSG (Quick Start Guide)
- Packaging box



\* Standard package contents may differ based on standard order codes.

## CLASSIFICATION CODES

HS Code: 851762

HTS: 8517.62.00

For more information on all available packaging options – please contact us directly.

## AVAILABLE VERSIONS

HARDWARE VERSION	SUPPORTED FREQUENCIES	STANDARD ORDER CODE / PACKAGE CONTAINS
TSW200 *****	N/A	TSW200000050 / Standard package without PSU TSW200000040 / Standard package with EU PSU without connector TSW200000070 / Standard package with US PSU without connector TSW200000090 / Standard package with UK PSU without connector TSW200000080 / Mass packing code

# TSW200 SPATIAL MEASUREMENTS

## MAIN MEASUREMENTS

W x H x D dimensions for TSW200:

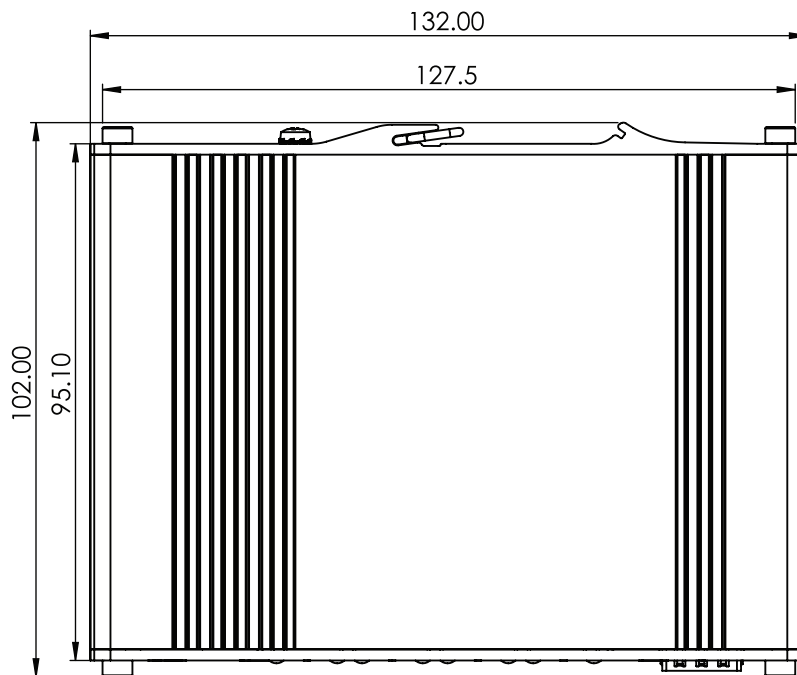
Device housing\*: 132 x 44.2 x 95.1 mm

Box: 173 x 71 x 148 mm

\*Housing measurements are presented without antenna connectors and screws; for measurements of other device elements look to the sections below.


## TOP VIEW

The figure below depicts the measurements of TSW200 and its components as seen from the top:



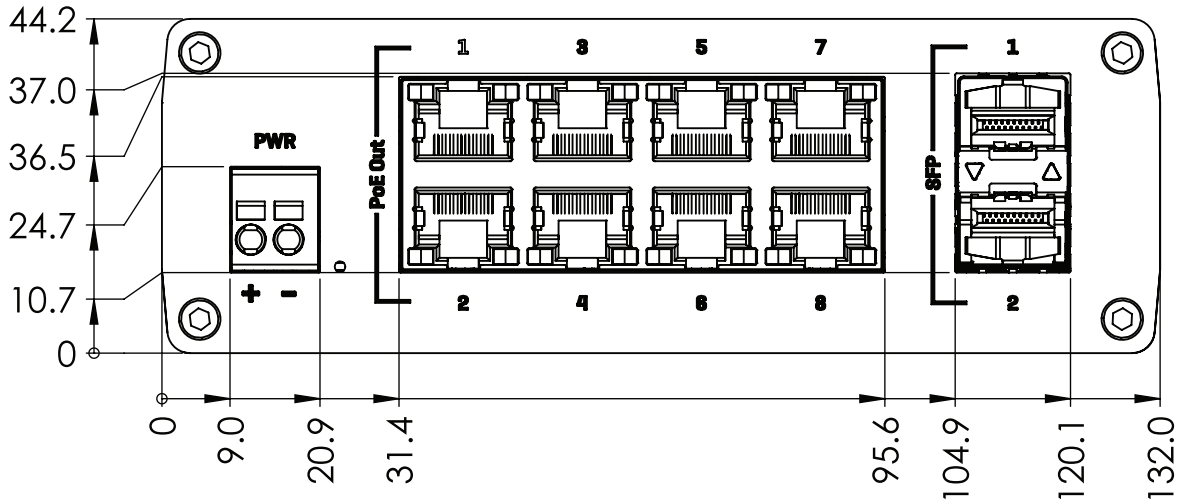
## RIGHT VIEW

The figure below depicts the measurements of TSW200 and its components as seen from the right side:



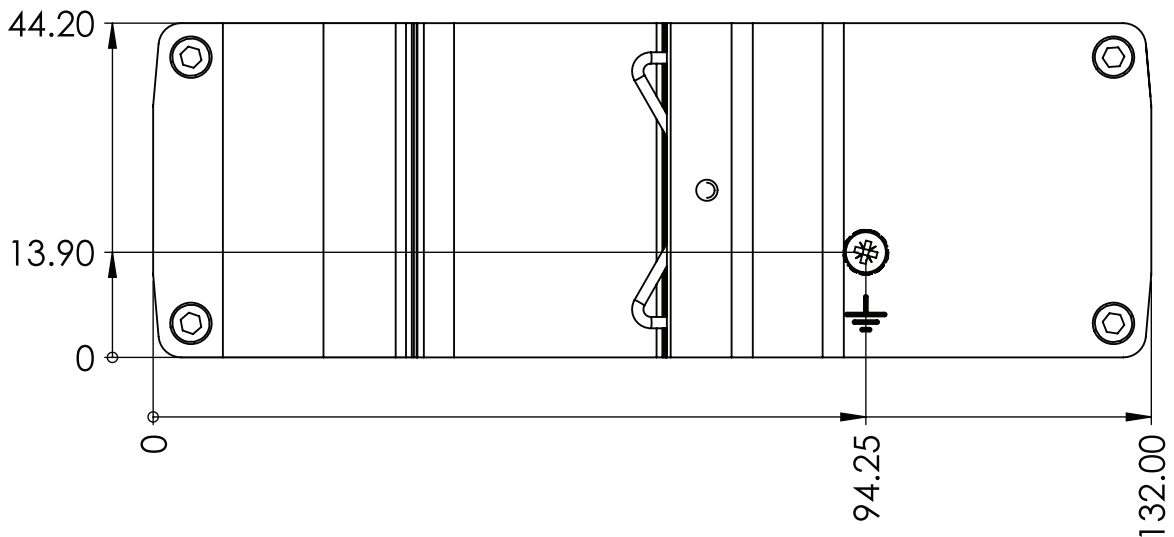
**FRONT VIEW**

The figure below depicts the measurements of TSW200 and its components as seen from the front panel side:



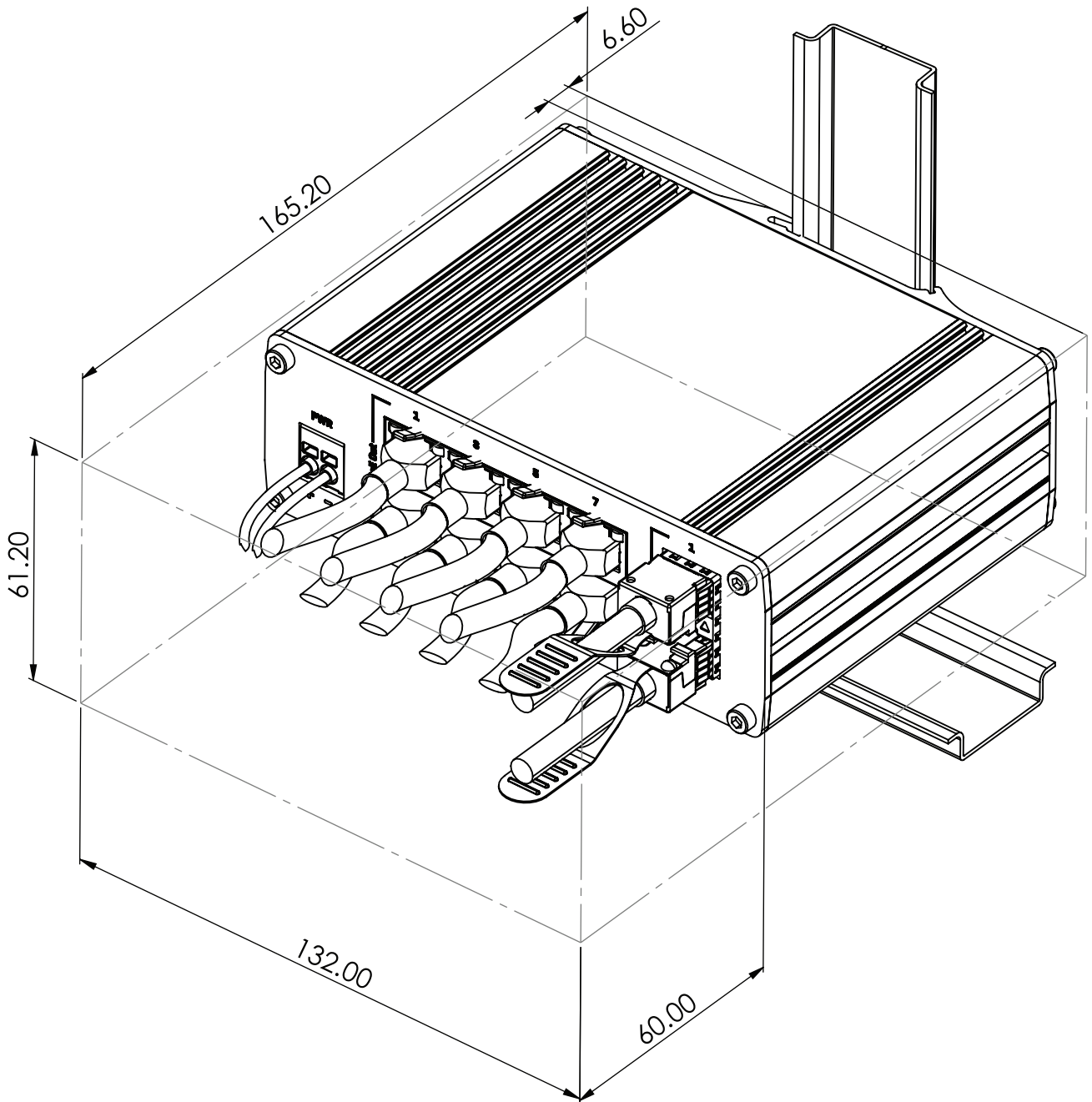
**REAR VIEW**

The figure below depicts the measurements of TSW200 and its components as seen from the back panel side:



**MOUNTING SPACE REQUIREMENTS**

The figure below depicts an approximation of the device's dimensions when cables and antennas are attached:



DIN RAIL

The scheme below depicts protrusion measurements of an attached DIN Rail:

